

## MONTHLY STATISTICAL BULLETIN

## JULY 2022

Market capitalization: 217.789.639.075

Turnover: 430.542.437

Number of transactions: 910

MBI10: 5.880,20

↓0,61%

↑0,97%

↓29,84%

↓4,67%

## BASIC INDICATORS

TURNOVER (denars)	June 2022	July 2022	% of change
<b>TRADING IN BEST</b>	<b>339.514.850</b>	<b>205.067.875</b>	<b>-39,60</b>
SHARES	244.570.048	185.549.414	-24,13
BONDS	94.944.802	19.518.461	-79,44
OTHER SECURITIES	0	0	-
DAILY AVERAGE TURNOVER (denars)	16.167.374	9.765.137	-39,60
DAILY AVERAGE NUMBER OF TRANSACTIONS	61	43	-29,51
<b>BLOCK TRANSACTIONS</b>	<b>82.226.872</b>	<b>225.474.562</b>	<b>174,21</b>
<b>PUBLIC AUCTIONS</b>	<b>0</b>	<b>0</b>	<b>-</b>
<b>PUBLIC OFFERING</b>	<b>4.665.544</b>	<b>0</b>	<b>-</b>
<b>TOTAL</b>	<b>426.407.266</b>	<b>430.542.437</b>	<b>0,97</b>

## NUMBER OF TRANSACTIONS

<b>TRADING IN BEST</b>	1.287	900	-30,07
<b>BLOCK TRANSACTIONS</b>	9	10	11,11
<b>PUBLIC AUCTIONS</b>	0	0	-
<b>PUBLIC OFFERING</b>	1	0	-
<b>TOTAL</b>	<b>1.297</b>	<b>910</b>	<b>-29,84</b>

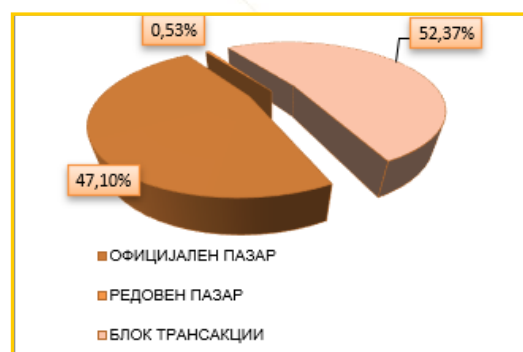
## MARKET CAPITALIZATION (denars)

<b>MARKET CAPITALIZATION OF SHARES</b>	<b>219.129.189.341</b>	<b>217.789.639.075</b>	<b>-0,61</b>
OFFICIAL MARKET-SHARES	212.928.524.073	211.588.973.807	-0,63
MARKET OF JOINT STOCK COMPANIES WITH SPECIAL REPORTING OBLIGATIONS	6.200.665.268	6.200.665.268	0,00
<b>MARKET CAPITALIZATION OF BONDS</b>	<b>19.143.117.550</b>	<b>19.114.266.846</b>	<b>-0,15</b>
<b>MARKET CAPITALIZATION OF OTHER SECURITIES</b>	<b>313.102.125</b>	<b>312.087.125</b>	<b>-0,32</b>
<b>TOTAL MARKET CAPITALIZATION</b>	<b>238.585.409.016</b>	<b>237.215.993.046</b>	<b>-0,57</b>
<b>MBI10</b>	<b>5.787,23</b>	<b>5.880,20</b>	<b>1,61</b>
<b>OMB</b>	<b>126,95</b>	<b>125,65</b>	<b>-1,02</b>
<b>NUMBER OF LISTED SECURITIES*</b>	<b>94</b>	<b>94</b>	<b>0,00</b>
<b>NUMBER OF TRADING DAYS</b>	<b>21</b>	<b>21</b>	<b>0,00</b>

\*The calculation includes the shares of Idevelop AD Skopje, ArceloMittal Skopje (HRM) AD Skopje, Blagoj Tufanov AD Radovish and Trudbenik AD Ohrid which are long term suspended from listing.

## TURNOVER STRUCTURE

Market segment	Turnover (denars)	Turnover (EUR)	%	Number of transactions
<b>OFFICIAL MARKET</b>	202.767.739	3.294.543	47,10	869
<b>REGULAR MARKET</b>	2.300.136	37.313	0,53	31
<b>BLOCK TRANSACTIONS</b>	225.474.562	3.663.117	52,37	10
<b>TOTAL</b>	<b>430.542.437</b>	<b>6.994.973</b>	<b>100,00</b>	<b>910</b>



## MONTHLY STATISTICAL BULLETIN

## 10 MOST LIQUID SHARES (Official market)

Issuer	Max (denars)	Min (denars)	Average price (denars)	Volume	Turnover (denars)	Turnover (EUR)	%	Num. of trans.	Market capitalization (denars)
Komercijalna banka Skopje	12.249,00	11.600,00	11.948,61	7.155	85.492.272	1.389.067	46,65	313	27.794.088.110
Alkaloid Skopje	17.499,00	16.751,00	16.966,98	2.646	44.894.634	729.545	24,50	187	24.474.504.558
Makpetrol Skopje	72.000,00	68.502,00	70.217,87	236	16.571.418	269.313	9,04	61	8.091.477.028
Stopanska banka Skopje	1.442,00	1.301,00	1.347,58	7.536	10.155.367	165.107	5,54	34	25.177.579.560
NLB Banka Skopje	26.899,00	24.550,00	24.970,56	192	4.794.348	77.887	2,62	18	21.616.283.910
Pekabesko Skopje	16.000,00	16.000,00	16.000,00	230	3.680.000	59.652	2,01	3	519.200.000
Makstil Skopje	130,00	118,00	120,88	29.486	3.564.147	57.874	1,94	46	1.900.982.590
Replek Skopje	87.000,00	85.000,00	86.677,42	31	2.687.000	43.669	1,47	9	2.203.200.000
Rz Ekonomika Skopje	50,00	50,00	50,00	42.788	2.139.400	34.736	1,17	37	26.762.250
Makedonski Telekom Skopje	377,00	352,00	370,54	5.710	2.115.758	34.365	1,15	27	34.437.748.817
Rest				4.693	7.154.934	116.144	3,90	72	65.347.146.983
<b>Total</b>				<b>100.703</b>	<b>183.249.278</b>	<b>2.977.360</b>	<b>100,00</b>	<b>807</b>	<b>211.588.973.807</b>

## TOP GAINERS / TOP LOSERS—OFFICIAL MARKET

Issuer	Average price (denars) 30.06.2022	Average price (denars) 31.07.2022	% of change
<b>TOP GAINERS</b>			
Makosped Skopje	190,00	349,00	83,68
Stopanska banka Skopje-preference	602,00	663,00	10,13
Makstil Skopje	120,88	130,00	7,54
Stopanska banka Skopje	1.369,55	1.442,00	5,29
Komercijalna banka Skopje	11.652,18	12.195,38	4,66
<b>TOP LOSERS</b>			
Cementarnica USJE Skopje	35.000,00	29.000,00	-17,14
RZ Tehnicka kontrola Skopje	521,00	451,00	-13,44
UNI Banka Skopje	3.100,00	2.800,00	-9,68
Stopanska banka Bitola	2.999,33	2.720,00	-9,31
Liberti Skopje	60,00	55,00	-8,33

## OVERVIEW OF THE TRADING WITH BONDS

	HIGH (%)	LOW (%)	Last daily average price(%)	Last trading day	Volume	Turnover (denars)	Turnover (EUR)	Yield to maturity *
Government bonds-denationalization XVI issue (RMDEN17)	95,00	93,00	93,00	25.7.2022	9.334	535.698	8.708	4,13%
Government bonds-denationalization XVIII issue (RMDEN19)	94,00	90,00	90,00	25.7.2022	6.214	355.707	5.769	4,66%
Government bonds-denationalization XIX issue (RMDEN20)	94,00	93,90	93,90	13.7.2022	33.132	1.914.050	31.115	3,42%
Government bonds-denationalization XX issue (RMDEN21)	93,90	91,90	92,00	25.7.2022	293.291	16.713.006	271.591	3,72%

\* The model for calculation of annual average yield to maturity is adapted to the characteristics of the bonds. Calculation date is 31.07.2022 using the last average price of the bonds.

## MONTHLY STATISTICAL BULLETIN

## MBI10

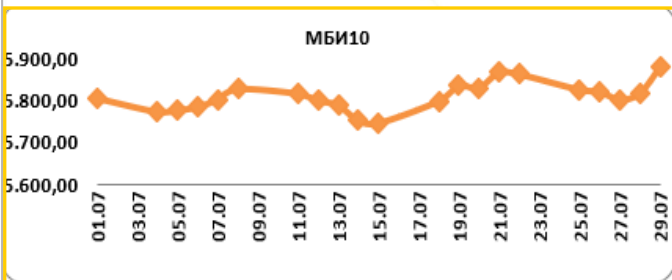
Value at 29.07.2022

5.880,20

MAX Value in July (29.07.2022) 5.880,20

MIN Value in July (15.07.2022) 5.747,07

% of change from 30.12.2021 -4,44%

All about MBI10 on: <http://www.mse.com.mk/Indicies.aspx?Index=MBI10>

Composition of MBI10	Turnover (denars)	Volume	Num. of trans.	Last average price	% of monthly change of price
Alkaloid AD Skopje	44.894.634	2.646	187	17.098,86	2,07
Granit AD Skopje	47.359.396	35.714	13	1.325,00	0,38
Komercijalna banka AD Skopje	115.499.192	9.754	316	12.195,38	4,66
Makpetrol AD Skopje	16.571.418	236	61	71.999,76	1,41
Makedonijaturist AD Skopje	490.000	105	5	4.600,00	0,90
Stopanska banka AD Skopje	10.155.367	7.536	34	1.442,00	5,29
TTK banka AD Skopje	716.130	501	6	1.400,00	-1,46
Makedonski Telekom AD Skopje	2.115.758	5.710	27	359,33	-3,34
Stopanska banka AD Bitola	422.420	151	8	2.720,00	-9,31
NLB Banka AD Skopje	29.755.748	1.103	19	25.310,00	2,06

## OMB

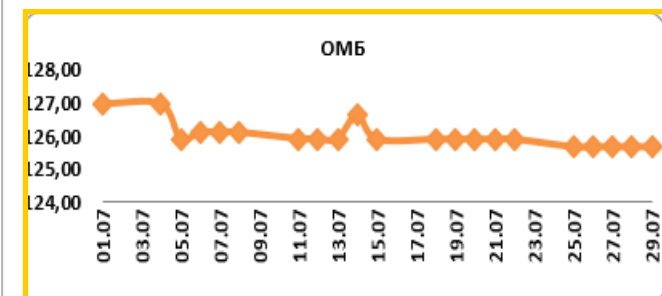
Value at 29.07.2022

125,65

MAX Value in July (04.07.2022) 126,95

MIN Value in July (25.07.2022) 125,65

% of change from 30.12.2021 -5,96%

All about OMB on: <http://www.mse.com.mk/Indicies.aspx?Index=OMB>

Composition of OMB	Turnover (denars)	Volume	Num. of trans.	Last average price	% of monthly change of price
Government bonds-denationalization XIII issue	0	0	0	99,00	0,00
Government bonds-denationalization XIV issue	0	0	0	99,00	0,00
Government bonds-denationalization XV issue	0	0	0	99,00	0,00
Government bonds-denationalization XVI issue	0	0	0	98,00	0,00
Government bonds-denationalization XVII issue	535.698	9.334	3	93,00	-2,11
Government bonds-denationalization XVIII issue	0	0	0	99,00	0,00
Government bonds-denationalization XIX issue	355.707	6.214	5	90,00	0,00
Government bonds-denationalization XX issue	1.914.050	33.132	4	93,90	-1,26
Government bonds-denationalization XXI issue	16.713.006	293.291	50	92,00	-2,85



# MONTHLY STATISTICAL BULLETIN

## MBI10 LISTED COMPANIES RATIOS

Issuer	P/E Ratio <sup>1</sup>	Dividend yield <sup>2</sup>	Foreign investors participation in July 2022	Foreign investors participation in June 2022	Change
Alkaloid AD Skopje	18,75	2,57%	2,70%	2,69%	0,01%
Granit AD Skopje	29,97	2,72%	3,06%	3,06%	0,00%
Komercijalna banka AD Skopje	11,88	5,11%	2,26%	2,32%	-0,06%
Makpetrol AD Skopje	5,74	4,17%	1,43%	1,44%	-0,01%
Makedonijaturist AD Skopje	94,59	2,61%	0,78%	0,78%	0,00%
Stopanska banka AD Skopje	10,57	0,00%	92,37%	92,37%	0,00%
TTK banka AD Skopje	28,5	3,29%	1,10%	1,10%	0,00%
Makedonski Telekom AD Skopje	21,64	5,55%	1,09%	1,09%	0,00%
Stopanska banka AD Bitola	3,08	0,00%	1,93%	1,93%	0,00%
NLB banka AD Skopje	9,74	2,92%	87,49%	87,49%	0,00%

[1] Share price at last day of trading in currently month, / Earnings per share

[2] The ratios are calculated using the data from the last published Audited financial reports and last paid dividend.

## FOREIGN INVESTORS—OFFICIAL MARKET

July 2022	Foreign Legal investors July 2022	Foreign private investors July 2022	Total Foreign entities July 2022	Total Foreign entities June 2022	Change
Shares[3]	34,45%	1,11%	35,56%	35,54%	0,02%
Denationalization bonds[4]	0,10%	0,08%	0,18%	0,18%	0,00%
Continuous government bonds [5]	0,00%	0,00%	0,00%	0,00%	0,00%

[3] Data as last day of trading in currently month according to the Central Securities Depository, regarding the participation of the foreign investors in the number of shares.

[4,5] Data as last day of trading in currently month according to the Central Securities Depository, regarding the participation of the foreign investors in the total nominal value of bonds.

## FOREIGN AND DOMESTIC INVESTORS IN THE TOTAL TURNOVER [6]

	BUYING % of total	SELLING % of total
Foreign private investors	0,24%	3,94%
Foreign Legal investors	4,97%	0,01%
<b>Total Foreign Legal entities</b>	<b>5,21%</b>	<b>3,95%</b>
Domestic private investors	51,73%	64,82%
Domestic Legal investors	43,06%	31,23%
<b>Total Domestic Legal entities</b>	<b>94,79%</b>	<b>96,05%</b>

[6] Data as last day of trading in currently month according to the Central Securities Depository, regarding the participation of the foreign and domestic investors in the total turnover.

Note: The calculation does not take into account the public offer with the bonds of SN broker AD Skopje

## TURNOVER PER MEMBERS / in denars

Member	Code	Trading in BEST system	% of trading in BEST sys.	Block (denars)	% block	Public auctions	% of Public auctions	Public offering	% of Public offering	Total
ILIRIKA INVESTMENTS AD Skopje	IL	117.466.144	28,64	116.938.862	25,93	0	0,00	0	0,00	234.405.006
Komercijalna banka Skopje	KB	103.903.122	25,33	91.745.940	20,35	0	0,00	0	0,00	195.649.062
Eurohaus AD Skopje	EH	57.139.174	13,93	104.425.540	23,16	0	0,00	0	0,00	161.564.714
NLB Banka AD Skopje	TN	18.221.940	4,44	102.267.750	22,68	0	0,00	0	0,00	120.489.690
TTK Banka AD Skopje	TK	18.592.031	4,53	25.587.032	5,67	0	0,00	0	0,00	44.179.063
INVESTBROKER AD Skopje	MI	26.078.579	6,36	5.324.000	1,18	0	0,00	0	0,00	31.402.579
Fersped Broker AD Skopje	FR	25.420.239	6,20	4.660.000	1,03	0	0,00	0	0,00	30.080.239
INOVO BROKER AD Skopje	IN	23.313.482	5,68	0	0,00	0	0,00	0	0,00	23.313.482
Stopanska banka AD Skopje	SB	17.997.874	4,39	0	0,00	0	0,00	0	0,00	17.997.874
Sparkase banka AD Skopje	SP	2.003.164	0,49	0	0,00	0	0,00	0	0,00	2.003.164
<b>Total</b>		<b>410.135.750</b>	<b>100,00</b>	<b>450.949.124</b>	<b>100,00</b>	<b>0</b>	<b>100,00</b>	<b>0</b>	<b>100,00</b>	<b>861.084.874</b>

Turnover via BEST system and turnover in block trades is calculated on the basis of double counting, in order to include the executed cross trades by the MSE members in the structure of the overall MSE turnover. As since July 13, during the government auctions on the selling side there is no brokers (i.e. MSE performs this role), the turnover derived from government auctions is still calculated on the basis of single counting.

# MONTHLY STATISTICAL BULLETIN

## AS A REMINDER

The product of the Macedonian Stock Exchange **BESTNET ANALYTICS** is a modern internet service that helps investors in building well-founded investment strategies and in bringing valuable investment decisions.

### **BESTNET ANALYTICS** contains:

- Data for more than **100** companies traded on the Macedonian Stock Exchange
- More than **70** different financial indicators of companies and more than **40** indicators for banks
- Monitoring and comparing the values for the last **3** years
- Tracking results by quarters
- Data in den, euros and dollars
- Data for paid dividends from companies for the last **4** years
- Data for the major shareholders of the company
- Data for management bodies of the company
- Data for related companies
- Comparison and monitoring of a large number of financial indicators
- Monitoring indicators by sectors and industries
- Graphic display of technical indicators
- Over **40** technical indicators and oscillators
- Monitoring of investments, determining their current value
- Calculation of gains / losses from unrealized transactions
- Calculation of gains / losses from trades executed
- Simulated portfolios

Шифра на XB	Датум на трансакција	Број на трансакција	Количина	Куповна вредност - вкупно (во ден.)	Датум на последна цена	Последна просечна цена	Вкупна вредност (во ден.)	Нереализирана добитка / загуба (во ден.)	% промена од вкупна вредност на XB	% од вредноста на вкупните вложувања
<b>скратен преглед на поединечна трансакција</b>										
GRNT	17.02.2009	X52515136	600,00	360.000,00	11.06.2009	653,11	391.866,00	1.800.000,00	133,33%	3,74%
TELE	11.06.2009	1235649	600,00	360.000,00	11.06.2009	653,11	391.866,00	31.866,00	8,85%	1,00%
<b>детален преглед на поединечна трансакција</b>										
P.Македонија - денационализација 01 (PMDEN01)										
Тип на хартија	Bond		Куповна вредност - вкупно (во ден.)		107.092,08		Датум на последна цена		27.11.2007	
Датум на трансакција	11.07.2008		Последна просечна цена		85,00		Нето вредност (во ден.)		116.662,50	
Број на трансакција	1919		Акмулирана камата (во ден.)		1.238,85		Вкупна вредност (во ден.)		117.888,35	
Количина	2.250,00		Нереализирана добитка / загуба (во ден.)		11.198,57		% промена од купување на XB		10,05%	
Куповна цена (во %)	77,50		% од вредноста на вкупните вложувања		0,30%					
Номинална вредност	1,00 EUR									
Куповна вредност (во ден.)	106.689,77									
Купена акумул. камата (во ден.)	402,31									
Трансакциони трошоци (во ден.)	500,00									
<b>TOTAL</b>			<b>36.067.092,08</b>		<b>62.684.319,35</b>		<b>26.617.629,57</b>		<b>100,00%</b>	

Опис на XB	Податоци од тргувањето
Лазарен сегмент	Официјален пазар
Лазарен подсегмент	Берзанска котација - обични акции
Тип на XB	Обични акции
ISIN број	MKALKA101011
Вкупни издадени XB	1431353
Шифра на XB	ALK
Номинална вредност	25,56 EUR
<b>Дејења на цената и прометот</b>	
Највисока цена во посл. 52 недели	4.599,00
Најниска цена во посл. 52 недели	3.795,00
% промена во посл. 30 дена	8,48%
% промена во посл. 3 месеци	6,98%
% промена во посл. 6 месеци	0,80%
% промена во посл. 1 година	-4,07%
Просечен дневен промет во посл. 30 дена	645.146,23
Просечен дневен промет во посл. 3 месеци	812.362,12
Просечен дневен промет во тековната година	626.836,29
Просечен дневен промет во посл. 52 недели	1.304.591,88
<b>Показатели по акција за издавачот</b>	
Коefициент цена / добитка	10,43
Дивиденден принос	3,98%
Коefициент цена / Книговодствена вредност по акција	0,91
Коefициент цена / Акмулирана добитка по акција	2,62
Коefициент цена / приходи од продажба	1,01
Коefициент цена / парични прилими од оперативни активности	13,59
Коefициент цена / оперативна добитка	8,93
Коefициент цена / EBITDA	6,35
Највисок P/E во посл. 52 недели	11,46
Најнисок P/E во посл. 52 недели	9,47
Нето добитка по акција за посл. 12 месеци	430,59
Коefициент цена / добитка за посл. 12 месеци	9,72

For more information on : [www.bestnet.com.mk](http://www.bestnet.com.mk)

# ДО СОПСТВЕНИ КВАДРАТИ СО НАЈНИСКИ КАМАТИ



опција 1

**2,9%**

фиксна камата за  
првите пет години

опција 2

**3,0%**

фиксна камата за  
првите десет години

**3,9%**

променлива за остатокот  
од периодот на отплата

Период на отплата

до **30**  
години

**Станбен кредит со  
најниски камати на пазарот**



Комерцијална Банка АД Скопје

[www.kb.com.mk](http://www.kb.com.mk)  
контакт центар: (02) 3 296 800



**МАКЕДОНСКА БЕРЗА**  
MACEDONIAN STOCK EXCHANGE